

# AgaMatrix®



## WaveSense **JAZZ™** **WIRELESS**

Dear patient,

This diabetes team uses the WaveSense JAZZ™ WIRELESS blood glucose meter in conjunction with the diasend® data management system to access your blood glucose results remotely.

This guide will show you the steps that you need to follow to allow the communication of blood glucose results from your WaveSense JAZZ™ WIRELESS meter to the diabetes team's computer system.




### Setup the app

1. Download the diasend mobile app.  
If you own an Apple device, go to the App Store.  
If you own an Android device, go to Google Play.




2. Open the diasend app and choose '**New to diasend®? Create an account**' and fill in the login details on the account opening screen then tap '**Next**'.
3. Next, create a link between your account and the diabetes team by tapping on the "**Share Data**" button and entering the clinic ID which is shown on the sticker above.

## Pair your WaveSense JAZZ WIRELESS meter to your mobile device

1. Make sure that the Bluetooth® is activated on your mobile device and that your meter is within 10 meters.
2. Open the diasend mobile app.
3. Navigate to '**Upload**' in the bottom menu. 
4. Choose '**Bluetooth**' as the transfer method and tap on Press '**Start Upload**'.
5. On your meter, press and hold the meter's button until the Bluetooth icon starts flashing
6. Select '**AgaMatrix**' and a six-digit passkey will appear on the meter. Example: 
7. Type the number into the app.
8. The meter will indicate that the pairing was successful with a tick symbol. 

## Syncing results from your WaveSense JAZZ WIRELESS meter to the diasend app

1. Open the diasend app on your mobile device.
2. Navigate to the '**Upload**' option in the bottom menu. 
3. '**Bluetooth**' should be displayed as the chosen transfer method and tap on '**Start Upload**'.
4. Press and release the button on your WaveSense JAZZ WIRELESS meter. Results will now sync from meter to app.
5. The app will indicate success with a green tick symbol and the words '**Upload complete**'.