



---

# GETTING STARTED

*Meter Pairing & Syncing Guide*

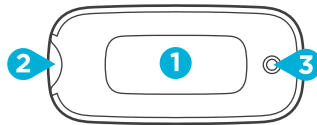
---

# GET TO KNOW YOUR AGAMATRIX AGILE METER

---

## METER FEATURES

- Seamlessly syncs results to AgaMatrix Diabetes Manager App via Bluetooth® Smart technology
- EN ISO 15197:2015 Accuracy, powered by innovative WaveSense Technology



1 Display Area

2 Test Strip Port

3 Meter Button

- Press to turn on the meter and view past glucose test results
- Press to select the appropriate Fasting Tag setting after running a test and before removing the test strip
- Press and hold to enter Bluetooth® pairing mode

*Note the correct orientation of the meter, as shown above.*

---

# PAIR METER WITH THE AGAMATRIX DIABETES MANAGER APP

---

## PAIR YOUR METER IN ORDER TO:



Sync glucose results to the AgaMatrix Diabetes Manager App



Set the meter's time and date

The Agile Meter pairs with leading iOS (Apple®) or Android™ devices. For a list of supported devices visit [www.agamatrix.co.uk](http://www.agamatrix.co.uk)

---

## TO PAIR FOR THE FIRST TIME:

1

Download and launch the App on your device

Download the AgaMatrix Diabetes Manager App from the App Store (for Apple devices) or from Google Play (for Android devices).



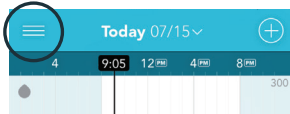


Tap on the app icon to launch the app.

2

## Navigate to the menu

In the app, tap on the icon made of three lines.



3

## Add new meter

In the App menu, tap on "Meters." Then tap "Add a new meter."

On your meter, press and hold the Meter Button.

Tap on your meter's serial number when it appears in the App.

4

## Enter the passkey

A 6-digit passkey will appear on the meter. Type the passkey number into the App.

*Example of a passkey:*



4

### **Confirm pairing is successful**

Both the meter and the App will indicate that pairing was successful.

The meter will have a check symbol and the App will show a message.

*Example of the check symbol:*



---

# SETTING THE TIME AND DATE ON YOUR METER

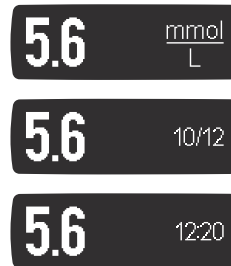
---

After you have paired your meter and supported device, the time and date on the meter will be set for the first time.

The time and date settings on the meter are configured to match the supported device's time and date settings.

**IMPORTANT:** Any test results taken prior to the time and date being set will not have a time and date associated with them on the meter, and will not sync to the App.

*After the time and date is set and you perform a test, the unit of measure, date, and time will scroll to the right of the test result.*



Every time your meter and supported device syncs, the date and time will be updated to match the date and time on your supported device.

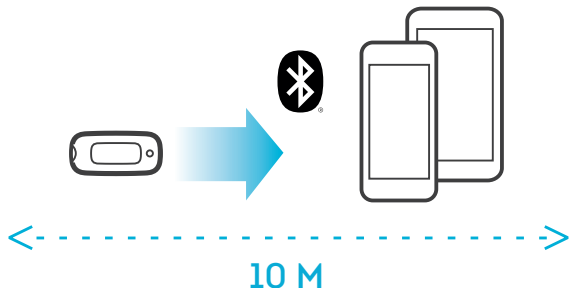
---

# AUTOMATICALLY SYNC RESULTS FROM METER TO THE APP

---

## SYNCING WILL OCCUR WHEN:

- ✓ Bluetooth on the supported device is on
- ✓ Your meter and supported device are paired
- ✓ Your meter and supported device are within 10 metres of each other
- ✓ Your meter is on



Note: Test results taken prior to the time and date being set will not have a time and date associated with them on the meter, and will not sync to the App. You can manually add these readings to the App to include them in your statistics.

---

# WHAT IF MY RESULTS ARE NOT SYNCING AUTOMATICALLY?

---

## POTENTIAL CAUSES:

- The meter and supported device are not properly paired or were not initially synced
- Bluetooth on the supported device is off
- The meter and supported device are not within 10 metres of each other
- The glucose tests were taken before pairing with a supported device and do not have a time and date
- The meter is paired with more than one supported device and glucose test results are syncing to another supported device
- Pairing between the meter and the supported device is not functioning properly and needs to be repaired
- The App has been forced to close and results are not transferring

**For complete instructions and troubleshooting information, reference the Owner's Guide.**



## NEED ASSISTANCE?

Call our Customer Care on 0800 093 1812  
or 1800 817 315 (ROI)

Minimum Operating System Requirements are detailed on our website: [www.agamatrix.co.uk](http://www.agamatrix.co.uk)

©2024 AgaMatrix, Inc. All rights reserved. All trademarks and copyrights are the property of their respective owners.

The Bluetooth® word mark and logos are registered trademarks owned by Bluetooth SIG, Inc. and any use of such marks by AgaMatrix, Inc. is under license. Other trademarks and trade names are those of their respective owners.

Apple, the Apple logo, iPhone and iPod touch are trademarks of Apple Inc., registered in the U.S. and other countries. App Store is a service mark of Apple Inc., registered in the U.S. and other countries.

Android is a trademark of Google LLC. Google Play and the Google Play logo are trademarks of Google LLC.

7500-10325 Rev A